


Guidelines, Method and Procedure for Attending the Shareholders' Meeting via Electronic Means

Procedure for requesting Username & Password from via e-Request system

1. The Shareholders must submit a request to attend the meeting by Electronic Means via Web Browser at <https://app.inventech.co.th/SHR170284R/#/homepage> or scan QR Code  and follow the steps as shown in the picture



**** Merge user accounts, please using the same email and phone number ****

- 1 Click link URL or scan QR Code from the Invitation to Annual General Meeting
- 2 Choose type request for request form to 4 steps
 - Step 1 Fill in the information shown on the registration page
 - Step 2 Fill in the information for verification
 - Step 3 Verify via OTP
 - Step 4 Successful transaction, the system will display information again to verify the exactitude of the information
- 3 Please wait for an email information detail of meeting and Password


2. For shareholders who wish to attend the e-meeting either on his/her behalf or by appointing proxy who is not the Company's independent director, the e-Request shall be available from 12 April 2024 at 8:30 A.M. towards the adjournment of the E-AGM on 25 April 2024.


3. The electronic conference system will be available on 25 April 2024 at 12:00 P.M. (2 hours before the opening of the meeting). Shareholders or proxies shall use the provided Username, Password, and Link for attending the e-meeting and follow the guidelines, method, and procedure for attending the shareholders' meeting via electronic means.


Appointment of Proxy to the Company's Independent Directors

Shareholders who wish to appoint the Company's independent director as proxy to attend the meeting and casting vote on his/her behalf, please study the information of independent directors for the proxy appointment as provided in Enclosure 7 and submit an application and required documents through e-Request system as detailed above. In addition, shareholders may also utilize the "e-Proxy Voting" service provided by Thailand Securities Depository Company Limited as another registration channel through the "Investor Portal" (For more details, please contact Thailand Securities Depository Company Limited).

If you have any problems with the software, please contact Inventech Call Center

 02-931-9131

 @inventechconnect

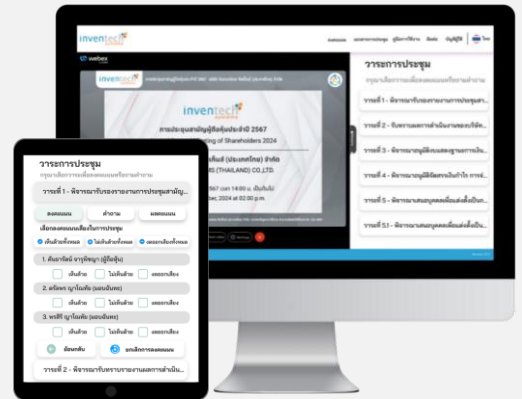
 The system available during 12 – 25 April 2024 at 08.30 a.m. – 05.30 p.m.
(Specifically excludes holidays and public holidays)



Report a problem
@inventechconnect

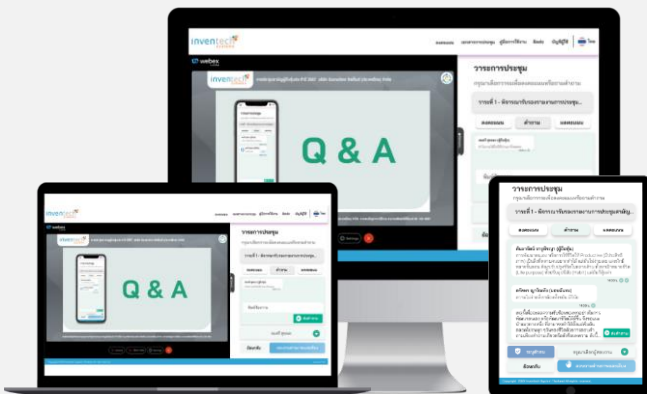
Registration Procedure for Attending the Meeting (e-Register) and Voting Process (e-Voting)

- 1 Fill in email and password that you received from your email or request OTP to login
- 2 Click on "Register" button, then you will be registered and counted as a quorum.
- 3 Click on "Join Attendance" button, then click on "Join Meeting" button
- 4 Select the agenda to cast a vote
- 5 Click on "Vote" button
- 6 Click the voting button to cast a vote at your
- 7 The system will display status your latest vote



To cancel the last vote, please press the button "Cancel latest vote (This means that your most recent vote will be equal to not voting, or your vote will be determined by the agenda result) Shareholders can conduct a review of the votes on an agenda basis. When the voting results for that agenda are closed.

Inquiry procedure via Inventech Connect



- Select the agenda to inquire
 - Click "Ask a question" button
- 1 Inquiry Submission
 - Type the question then click "Send" button
 - 2 Inquiry via video and sound
 - Click "Conference" button
 - Click "OK" button to confirm your queue
 - Please wait for the queue to open microphone and camera for query

How to use Inventech Connect



User Manual e-Request



User Manual e-Voting



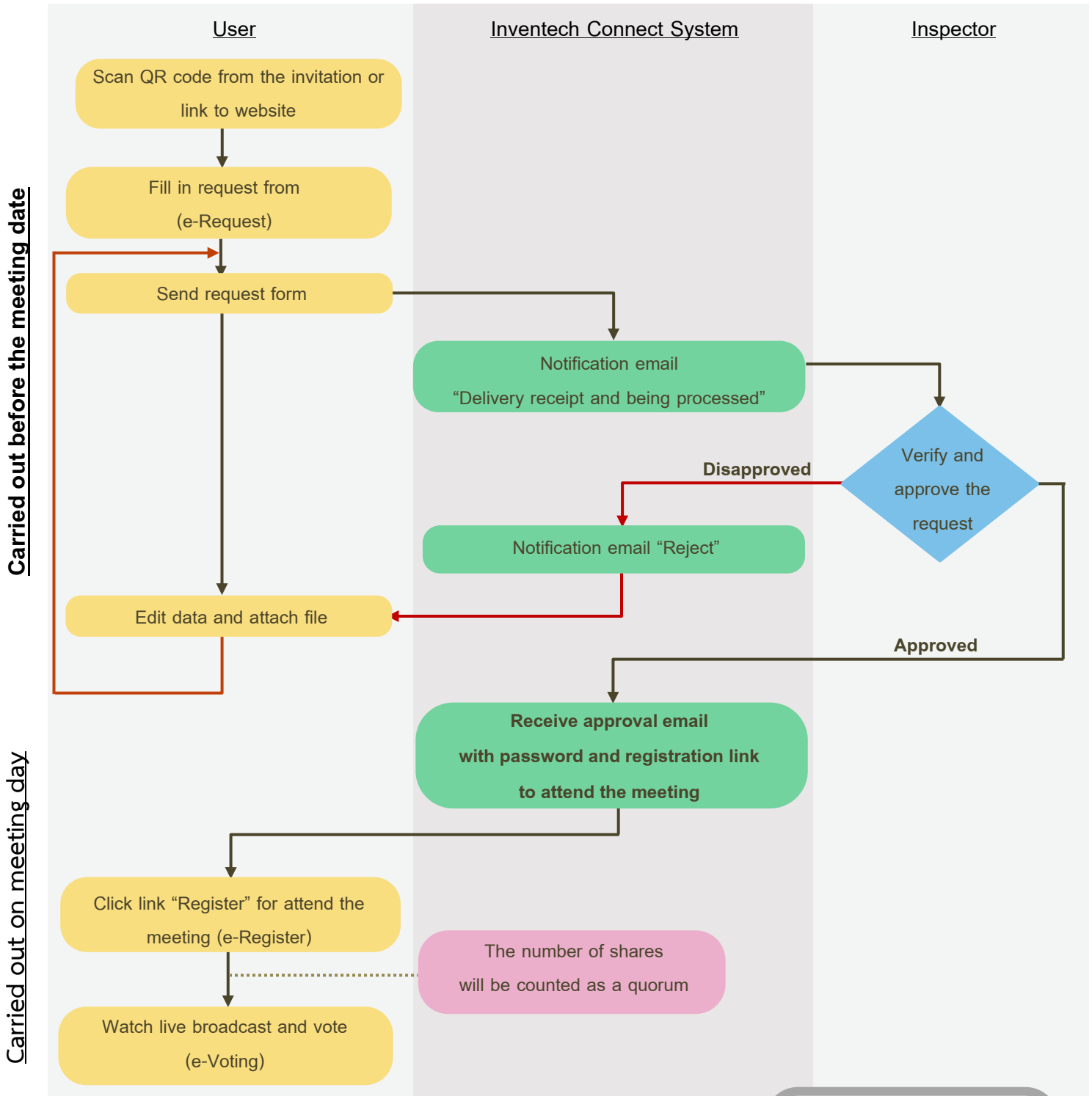
Video of using Inventech Connect

* Remark: Operation of the electronic conferencing system and Inventech Connect systems are subject to the internet system of shareholder or proxy including equipment and/or program used. Please see equipment and/or program as follows for the best performance:

1. Internet speed recommend
 - High-Definition Video: Must have an internet speed at 2.5 Mbps (Recommended internet speed)
 - High Quality Video: Must have an internet speed at 1.0 Mbps
 - Standard Quality Video: Must have an internet speed at 0.5 Mbps
2. Equipment requirements
 - Smartphone / Tablet with IOS or android OS
 - PC / Laptop that with Windows or Mac OS
3. Internet Browser: Firefox or Chrome (Recommended) or Safari

**** The system does not support Internet Explorer**

Guidelines for attending of Electronic Meeting



Condition of use

To Merge account/change account

In case filing request multiple by using the same email and phone number, the system will merge account or in case user has more than 1 account, you can click on "Change account" button and the previous account shall be included as the calculation base of the meeting.

To Exit the meeting

Attendees can click on "Register for exit the quorum" button, the system shall deduct your shares from the calculation base.